

Encapsulation Unit – VARJ30-30



Nisco Engineering AG
Wehntalerstrasse 562
CH-8046 Zurich, Switzerland

Tel: +41 44 380 06 30
Fax: +41 44 380 06 31
e-mail: mailbox@nisco.ch
http://www.nisco.ch

The **VARJ30-30** is the aerodynamically assisted jetting equipment with 30 nozzles.

The product enters through a central needle. The exit orifice, which is centrally in line with the axis of the needle, has been counter sunk externally. The counter sunk leads to the aerodynamical effect that the jet has the smaller diameter when it is passing the orifice than the needle. The needle is enclosed in a pressure chamber with an exit through the orifice. The size of the drops is determined by the product flow rate and the pressure inside the chamber. The product flow rate is typically controlled by a hyprecision syringe to be connected to the product nozzle. The pressure in the pressure chamber is controlled by the especially for the unit developed Nisco Pressure control unit consisting of a pressure sensor with digital indication. The pressure set point can be fixed with a potentiometer.

Head of Encapsulation unit VAR J30-30

The unit consists of a product and a pressure chamber with a handle to fix it on the laboratory support and 30 nozzles. The conversion can easily be conducted without tools.

Nisco Encapsulation Units conform to the European CE Safety Standards. If you want to work sterile you can proceed as follows:

You can clean the nozzle with alcohol. The head as a whole can be sterilised in the autoclave. Afterwards you can produce the beads within a laminar flow.

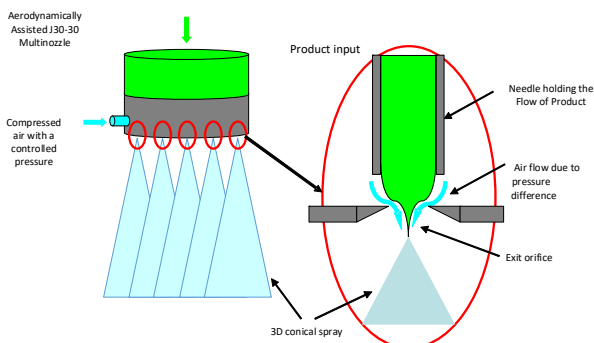
If you want to work in a contained sterile manner, we offer the required extensions such as autoclavable sterile vessels.

Depending on your product you can use nitrogen. (Please be aware that the control cabinet is not designed for use in hazardous area)

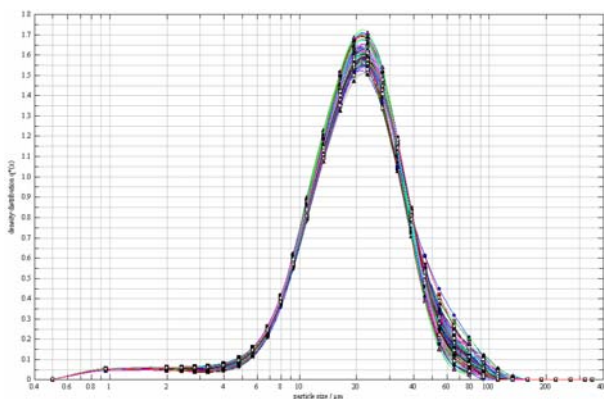
The bead generator with coaxial airflow is basically made of stainless steel 1.4435 (equivalent 316L) and can withstand most chemicals and high temperatures, which make the unit very suitable for any disinfecting/cleaning method including autoclave cleaning. As gaskets O-rings made of EPDM are delivered. For pharmaceutical or medical applications the required material certificates are available.

The **VARJ30-30** is supplied two set of 30 nozzles, (available sizes: 150, 200, 250, 350, 400, 500, 600, 700, 800, 900, 1000µm). This unique technology has the following advantages: The reachable smallest particle is approximately 1:10 smaller than the needle diameter, depending on the physical properties of the product and on the requirements in regard of the particle homogeneity even smaller. So you can achieve very small particles with a minimised danger of clogging. So near homogenous particles around 20 micrometer are now in the reach with the **VARJ30-30**.


For commercial applications check publications and patents on the technology.(see next page)



Principle of aerodynamically assisted jetting



Typical bead distribution: The beads were made with the nominal sized unit of 350 µm, resulting peak at 20 µm



J30-30 with gear Pump

Instead of the gear pump you can use a break-tank for continuous feeding:



Pressurised break tank (V = 5L)

Technical specification:

- ✓ Working volume 5L
- ✓ Total volume 6.366L
- ✓ Working pressure range -1 to +3barg
- ✓ Material: 1.4435 (equivalent 316L)
- ✓ Cover Clamp with EPDM O-Ring

Pneumatic box for the controller:

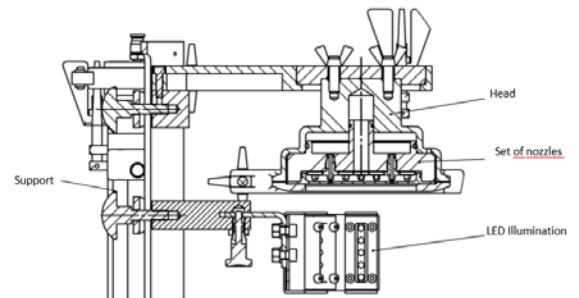
Pneumatic box for the controller:



Pneumatic Box

Multinozzle head

The multi nozzle head is mounted on the holder of manual adjustment and connected by means winged nut to the two threaded bolts of the head. The vibrator is automatically centred by the holder.



Cross-sectional view of the vibrator

Underneath the nozzle plate a black screen with the **LED light panel** is positioned. The LED must be removed during autoclaving.

The screen and the LED-stroboscopic light allow observation of the drops during operation the 30 parallel jets.



LED Illumination for VARJ-30-30

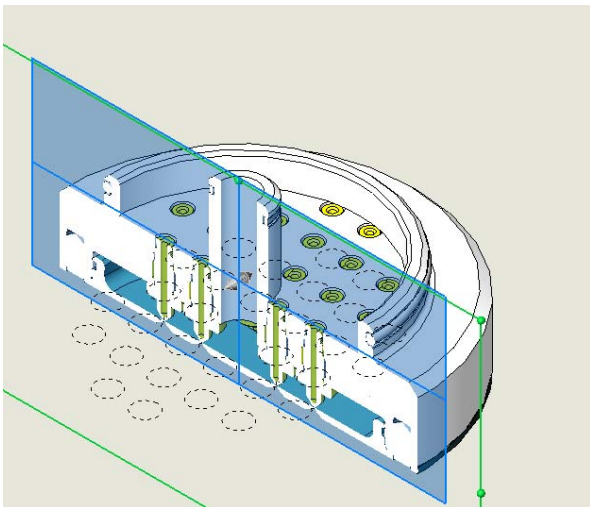
The HMI* control console consisting of:

- ✓ Operating interface
- ✓ Power connection 24VDC
- ✓ Connection for the data cable



HMI control console

Set of Nozzles with 30 Nozzles




Nozzle plate with 30 nozzles

The nozzles are interchangeable
(available sizes: 150, 200, 250, 350, 400, 500,
600, 700, 800, 900, 1000m).

The encapsulation head is made of the following
material: Housing, nozzle, orifice: 1.4435
Gaskets, O-Rings: EPDM

In operating conditions:





Continuation Encapsulation Unit – VARJ30

The technology as it is applied in our VARJ30 has been published 1980 by Prof. Peter Walzel 1980.

The concept of flow focussing was there since the dates going back to as far or even or further back to the 1960's

1968:

Lloyd Spielman and Simon L. Goren

Improving Resolution in Coulter Counting by Hydrodynamic Focusing
Department of Chemical Engineering, University of California, Berkley
Journal of Colloid and Interface Science 26, 176-182

1983

The concept has since been used heavily in the cytometry industry. Just to mention one example:
US Patent 1983 4,408,877
vice for hydrodynamic focussing of a particle-suspension in a liquid flow cytophotometer

1980

P. Schmidt and P. Walzel,
Zerstäuben von Flüssigkeiten
Chem.-Ing.-Tech, 52 (1980) Nr. 4, S. 304-311.

1990

P. Walzel,
Zerstäuben von Flüssigkeiten
Chem.-Ing.-Tech. 62 (1990) Nr. 12, S. 983-994
VCH Verlagsgesellschaft mbH, D-6940 Weinheim, 1990

1997

A.M. Ganan Calvo and A. Barrero
A Novel Pneumatic Technique to Generate Steady Capillary Microjets
Aerosol Sci Vol 30, No. 1 pp. 118-125 1999

Since 1997 there were a lot of publications by various authors.

There are also numerous current patents on the field of flow focussing. They were all published later than the articles listed above.

For example US Patent 619953 by University Seville followed by numerous patents the following years.